

2015



# Lifting Product Catalog

Strength Through Innovation Since 1764



**GUNNEBO**  
Industries

# Gunnebo Johnson Products

Crane Blocks • Snatch Blocks • Oilfield Blocks • Swivels •  
Overhaul Balls • Construction



**GUNNEBO JOHNSON**

## Gunnebo Johnson Products

Snatch Blocks	5:2 - 5:3
Derrick Block, Galvanized	5:3
Swivel, jaw-jaw	5:3
Oilfield Blocks	5:4
Swivels	5:4
Wedge Sockets, Open	5:4
Overhaul Balls	5:4
Wire Rope Sheaves	5:5
Quick Reeve, Mobile Crane Block	5:6
Marine Rigging Blocks	5:6
Shorty "J" Crane Blocks	5:6
Custom Engineered Blocks	5:7



WARNING:  
Failure to read, understand and comply with the following instructions, working load limits and specifications in this publication may result in serious injury or damage to property.

## Snatch Blocks

Gunnebo Johnson Snatch Blocks have the convenient side opening feature. This is true even of our heavy duty top dead-end models, and makes it easy to reeve the block without removing any fitting from the end of the wire rope. Other features include choice of swivel hook, shackle, eye fittings or Tailboard Blocks which have no fittings at all.

### Standard Features

- Rugged and reliable
- 4:1 design factor
- Easy-open side plates
- Metric rated
- Large hand nuts
- Retainer on latch pin
- Anchor shackle with retainer pin
- Bronze bushing

### Optional Features

- Proof load
- Roller bearings
- Marine epoxy paint
- Heavy duty J-latch
- Larger sizes

### Wide Range

Now over 250 models and sizes, from 2 to 30 tonnes. Sheave sizes from 80 to 600 mm in diameter. Multiple rope sizes and end fittings available.

### Rugged

Johnson’s famous durability is well established in the industry. These blocks stand up to the toughest applications, whether in blistering sun or under icy blizzard conditions.

### Reliable

From built-in strength comes the reliability long associated with the Johnson name. These blocks are performers, day after day and year after year. American quality you can count on.

### Many Choices

Singles, doubles, top dead end, towing, oilfield, pipe laying and general construction. Sizes and specific models for all.

### Convenient

Large, easy to grip hand nuts on all models, especially on the smallest models. Makes it easier to open and close under all conditions without removing gloves, and easy to tap with a hammer to loosen or lock down.

### Secondary Securement

All hand nuts and shackles are fitted with “R” pins as a secondary securement device, for example where inspection is limited or infrequent due to location or other factors.



Art.no.	Model	WLL (tonnes)	Sheave diameter	Description	Weight (kgs)
474602012QR3	SB2S3BS	2	3" / 80 mm	Suits 8 - 10 mm wire rope	2.3
474603016QR3	SB4S4BS	4	4" / 100 mm	Suits 10 - 13 mm wire rope	7.3
474620016QR3	SB4S6BS	4	6" / 150 mm	Suits 10 - 13 mm wire rope	9.5
474365024QR3	SB8S6BS	8	6" / 150 mm	Suits 16-20 mm wire rope	13.2
474377024QR3	SB8S10BS	8	10" / 250 mm	Suits 16-20 mm wire rope	19.5
474418028QR3	SB12S8BS	12	8" / 200 mm	Suits 20 - 22 mm wire rope	27.7
474424028QR3	SB12S10BS	12	10" / 250 mm	Suits 20 - 22 mm wire rope	33.6
474455028QR3	SB15S8BS	15	8" / 200 mm	Suits 20 - 22 mm wire rope	28.1
474461028QR3	SB15S10BS	15	10" / 250 mm	Suits 20 - 22 mm wire rope	34.0
474731036QR3	SB20S16BS	20	16" / 400 mm	Suits 26 - 30 mm wire rope	43.1
474740040QR3	SB30S20BS	30	20" / 500 mm	Suits 30 - 32 mm wire rope	123.8



Single Sheave Snatch Block with Hook

Art.no.	Model	Description	Weight (kgs)
475092012QR3	SB2S3BH	WLL 2 MT, Sheave OD 3" / 80 mm, suits 8 - 10 mm wire rope	2.3
474655016QR3	SB4S4BH	WLL 4 MT, Sheave OD 4" / 100 mm, suits 10 - 13 mm wire rope	6.8
474601024QR3	SB8S8BH	WLL 8 MT, Sheave OD 8" / 200 mm, suits 16-20 mm wire rope	15.9
474577028QR3	SB12S8BH	WLL 12 MT, Sheave OD 8" / 200 mm, suits 20 - 22 mm wire rope	25.9
475131036QR3	SB20S10BH	WLL 20 MT, Sheave OD 10" / 250 mm, suits 26 - 30 mm wire rope	43.1



Manhandler Snatch Block

Gunnebo Johnson's Manhandler Snatch Blocks (MHSB) are suitable for personnel hoisting when properly incorporated into a compliant personnel hoist system and maintained in good working order.

See the *Manhandler Warnings and Use Limitations Brochure* available from Gunnebo Johnson Corp. and your distributor.

- Standard painted finish
- For lifting personnel
- Sealed roller bearings
- Interlocking internal design
- R-pins retainers
- Secondary tether attachment points

Art. no	Model	Wire rope mm	Sheave diameter mm	WLL kgs	Weight kgs
687431014	MHSB1S8RS	10 - 11	200	680	22



5

Galvanized Derrick Block

- 4 - 12 tonnes WLL
- Standard galvanized finish
- Handling slots in the body
- Large knock-off handles
- Interlocking internal design
- For lifting materials
- R-Pin retainers

Art. no	Model	Wire rope mm	Sheave diameter mm	WLL tonnes	Weight kgs
687710016	MHSB4S8TS	10 - 13	200	4	15
687334018	MHSB12S10TS	13 - 14	250	12	37.6



Swivel, jaw-jaw

Art.no.	Model	Description	Weight (kgs)
670665	3 JJM	3 T Thrust bearing swivels, jaw-jaw	3.6
670667	7 JJ	7 T Thrust bearing swivels, jaw-jaw	9.9
670668	12 JJ	12 T Thrust bearing swivels, jaw-jaw	18.9
670379	19 JJ	19 T Thrust bearing swivels, jaw-jaw	21.6



## Oilfield Blocks

Gunnebo Johnson has been producing oilfield equipment for over five decades. Because of our expertise in sheaves and blocks, Gunnebo Johnson has become a respected manufacturer for the Petroleum industry. We know the needs and we have the know-how to fulfil them with quality lifting devices. High capacity, custom engineered oilfield blocks available upon request.



*Tong Line Block   Laydown Block   Hayfork Pulley   Guy Line Block*

## Swivels

Standard designs are available in a wide variety of styles. Engineered for long life at a reasonable cost. Features include roller thrust bearings, recessed grease fittings and hooks of drop forged steel. All swivels have a 4:1 design factor. High capacity, custom engineered swivels available upon request. Heavy duty J-latch standard on hook models.



*Eye and Eye   Eye and jaw   Jaw Hook   Eye Hook   Jaw Jaw*

## Open Wedge Sockets

Open Wedge Sockets combine positive attachment with optimum versatility. Easy-to-change Gunnebo Johnson Wedge Sockets are a high strength cast alloy steel with Charpy value of 34 Joules at -20 °C. Each socket accepts at least two different ductile iron wedges. This allows the socket to be used with more than one rope size. Together, wedge and body act as a vise which grips the wire rope and locks it into place. The headed attachment pin is standard and has a Charpy value of 34 Joules at -20 °C.



## Overhaul Balls

Provide the overhaul weight necessary to counter bearing friction and winch-to-boom-tip line weight. Because these units must meet a wide range of field applications, we offer an equally wide range of unit sizes. It is in fact, one of the widest ranges available. Over 240 models; 3 - 30 tonnes WLL. Non-swivel balls are also available.

### Standard Features

- 3 to 30 tonnes
- 4:1 design factor
- Heavy duty J-Latch standard

### Optional Features

- High capacity, custom engineered balls available upon request.



Split Ball

Non-Swivel

Top Swivel

Bottom Swivel

Gunnebo BK Safety Hook



Wire Rope Sheaves

Gunnebo Johnson sheaves are a highly trusted and popular product, both in its own right as well as the original equipment most preferred by major O.E.M. accounts. Sheaves by Gunnebo Johnson fall into two major categories:

- » First is our wide range of conventional cast steel and ductile iron sheaves which range in size from 3 to 14 inches in O.D.
- » Second is the revolutionary ForgeFab® – a superior strength line of wire rope sheaves which can be supplied without long delays. The ForgeFab® sheaves will add value through increased product life, for the sheave as well as the wire rope, and gives the user the advantage of flexibility in field.



Standard features

- 80 - 2740 mm sheave diameters
- 6 - 80 mm wire rope sizes
- 4:1 design factor
- Cast iron, ductile iron, cast steel, ForgeFab® steel types.

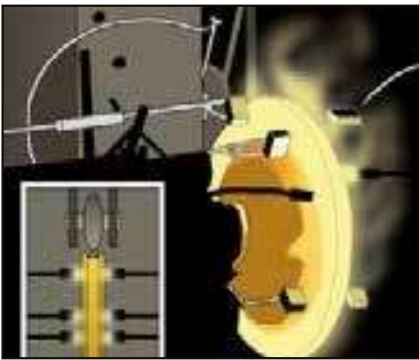
Optional features

- Custom designs to customer shaft, bearing mounting, hub, sheave O.D. or wire rope size requirement.
- Electroplate inorganic zinc compound and other corrosion resistant coatings available.
- Hub-located grease fittings
- Modifications as required to API and other applicable industry standards.
- Special shaft, furnished for any sheave listed.
- AISE No. 6 specifications.
- Cold weather properties.

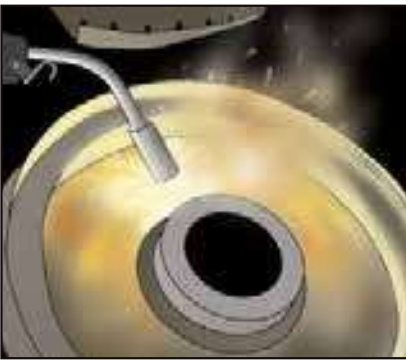
What Makes ForgeFab® Superior?



Each ForgeFab® sheave begins as driven, precision disc cut from proprietary chemistry alloy steel plate.



The steel disc is heated to forging temperature and its edge rotated against a system of staged rollers to forge the sheave rim and wire rope groove.



A precisely machined hub is arc welded to the forged disc. A variety of welding techniques is used, including: fillet, submerged arc, partial penetration and full penetration, depending on the application.

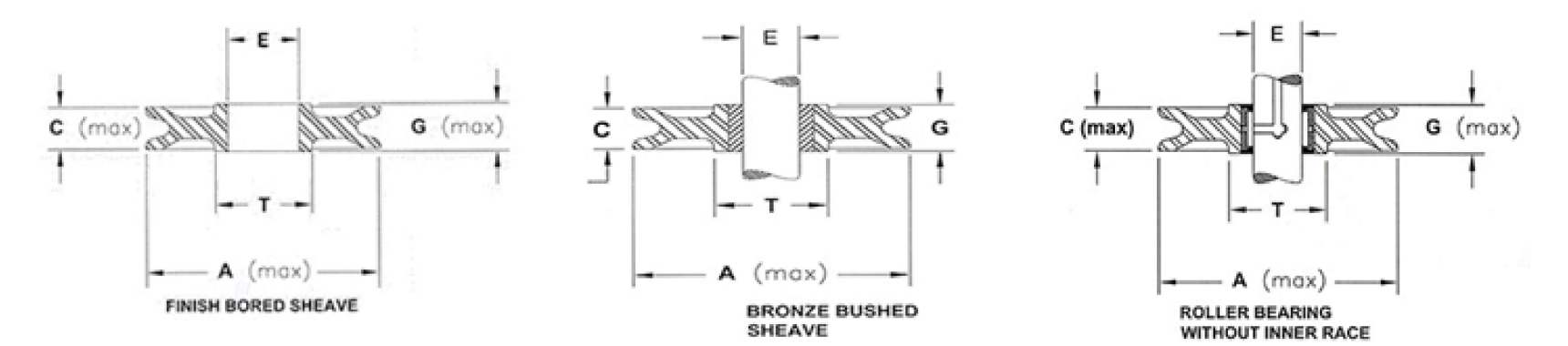


The result: A precision built ForgeFab® sheave, resistant to wear giving a long product life span as well as decreased wear on the wire rope.

Quotation of Sheaves

To be able to quote Gunnebo Johnson Sheaves we need as much as possible of the following information provided:

- Application
- Quantity
- Sheave outside diameter (A)
- Tread diameter or Pitch diameter
- Wire rope diameter
- Is Flamed Hardened Groove required (standard feature on 16" and up)?
- Rim width (C)
- Hub width (G)
- Hub Outside Diameter (T)
- Bore size if plain or finished bore (E) or shaft size with bronze bush or bearing (E)
- Bearing type (if required); e.g. Bronze bushed or other type of bearing
- Is there any weight restrictions?
- Is grease fitting in hub is needed?
- Is there any paint or finish requirements?
- Line Load, Line Speed and Degree of Wrap



## Quick Reeve - Mobile Crane Block

### Standard Features

- Quick release, zinc plated, rope retention pin meets OSHA requirements for rope retention. Cannot be completely removed from block to avoid pin loss.
- Johnson J-Latch™ heavy duty, steel, lockable, spring loaded latch meets OSHA personnel lifting requirements.
- The Johnson J-Latch™ provides a fast hook deformation inspection point.
- Available tonnage capacities from 5 - 300 tonnes. Larger capacities available upon request.
- Quick Reeve™ upright design rests on its own hook for a stable base while reeving.
- No bulky, drop down, trap door to handle or damage.
- Wire rope end fitting will pass through block without removal from wire rope.



## Fixed Bail Construction and Marine Rigging Blocks

Beginning with 100 standard models, you are assured of selections that fit your every need. The lowest weight to capacity ratios, the quickest rigging and the easiest maintenance are a few additional benefits that prove once again that Johnson Blocks are consistent in quality and value.

### Standard Features

- 10 to 135 tonnes capacity
- 4:1 design factor
- 1 to 6 sheaves
- Full coverage side plates and centre plates
- Top dead-end shackle
- Tapered roller bearings
- Oval pattern side plates

### Optional Features

- Bronze bushings
- Diamond pattern side plates
- Fully galvanized for corrosion resistance
- High capacity, custom engineered blocks available upon request



## Shorty "J" Crane Blocks

Shorty "J" represents the broadest line of standard crane blocks in the industry. In all, this company manufactures more than 1500 standard models of crane blocks not including options.



### Standard Features

- 5 - 450 tonnes capacity
- 4:1 design factor
- 1 - 8 sheaves
- 250 - 760 mm sheave diameters
- Reeving guides for all models
- Bronze bushed and roller bearing sheaves
- Direct-channel sheave bearing lubrication through centre pin
- Flame hardened grooves on sheave sizes 400 - 760 mm diameters
- Dual action (swing/swivel) roller thrust bearing hooks
- Forged steel hooks, 3 - 30 tonnes
- Total disassembly capacity

### Optional Features

- Forged steel hooks, 35 - 300 tonnes
- Cast alloy steel duplex hooks with bar latch 25 - 1750 tonnes
- Forged steel duplex hooks
- Anti-rotation locking devices, all models
- Swivel safety anchor shackles, all models
- Sheave shrouds, all models
- All models have detachable cast iron and steel cheek weights.
- Proof test and certification, radiographic, magnetic particle, and other non-destructive testing to specification by customer



Custom Engineered Products

Custom engineering is a Gunnebo Johnson speciality. We provide quotations and product delivery of custom engineered blocks, as well as a wide variety of lifting tackle, in the shortest time possible. Gunnebo Johnson blocks are available to 3000 tonnes and above capacity with the design factor to your specifications. Proof testing is available to 500 tonnes.

Bottom Fitting Options

- Single hooks
- Duplex hooks
- Quad hooks
- Fixed shackles
- Swivel shackles
- Custom-fabricated fittings

Corrosion-Resistant Finishes Available


- Zinc plating
- Hot dip galvanize and carbo-zinc 11
- Three part marine epoxy
- Dimetcote No. 3 and 6
- Various mil specs.



Mega Lift 3000 tonnes WLL Crane Ship Lifting System



500 tonnes WLL Crane Block Duplex Hook



700 tonnes WLL Flexi-Weight™ Block Duplex Hook Removable Weights



600 tonnes WLL Offshore Service Block. Quadruplex Hook

For the full range of Gunnebo Johnson products, see the Johnson Product Catalog. Contact your local sales rep for a copy, or see our web: [www.gunneboindustries.com](http://www.gunneboindustries.com)

