

A large, faint, circular watermark logo is centered in the background. It features the word "CHICAGO" at the top, a stylized "H" and "F" in the center, and "Since 1912" at the bottom.

Chicago Hardware and Fixture Company

Look For

Made in USA



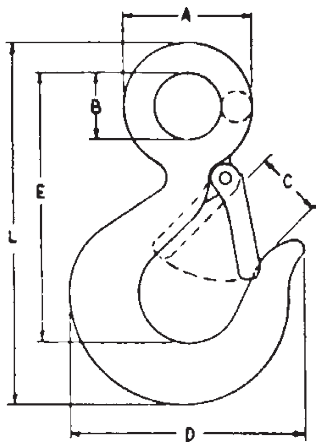
Quality

Catalog



DROP FORGED HOOKS

Hooks are drop forged steel and heat treated. Latch, spring, machine screw and nut are stainless steel. These hooks are also available without the latch kit.



SAFETY

		Self-Colored	Galvanized
Stock No.	Working Load Limit in Tons	Part No.	Part No.
22	3/4	22605 9	22655 4
23	1	22610 3	22660 8
24	1-1/2	22615 8	22665 3
25	2	22620 2	22670 7
26	3	22625 7	22675 2

EYE

		Self-Colored	Galvanized
Stock No.	Working Load Limit in Tons	Part No.	Part No.
22	3/4	22705 6	22755 1
23	1	22710 0	22760 5
24	1-1/2	22715 5	22765 0
25	2	22720 9	22770 4
26	3	22725 4	22775 9

SPECIFICATIONS

Stock Number	Dimensions – Inches						Weight Per 100	Working Load Limit (Tons)
	A	B	C	D	E	L		
22	1-1/2"	3/4"	13/16"	2-7/8"	3-1/4"	4-3/8"	59.5	3/4
23	1-3/4"	7/8"	29/32"	3-3/16"	3-23/32"	4-31/32"	87	1
24	2"	1"	27/32"	3-15/32"	4"	5-13/32"	113.5	1-1/2
25	2-1/4"	1-1/8"	1-1/8"	4-1/16"	4-5/8"	6-5/16"	169.5	2
26	2-1/2"	1-1/4"	1-5/32"	4-1/2"	4-31/32"	6-27/32"	258.5	3

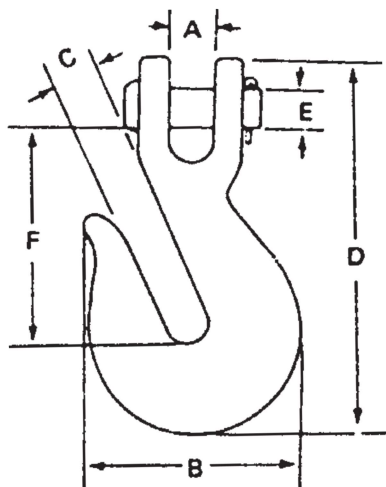


LATCH KITS

		Stainless Steel
Hook		Part No. Per Set
Stock No.	Working Load Limit in Tons	
22	3/4	25105 1
23	1	25105 1
24	1-1/2	25110 5
25	2	25115 0
26	3	25115 0



DROP FORGED HIGH-TEST CHAIN HOOKS



- Made for use on High-Test Chain. All hooks are heat treated. Also can be used on BBB and proof coil.
- High Test stamped on every hook.
- Available Self-Colored and Zinc Plated.

CLEVIS GRAB HOOKS / DROP FORGED HIGH-TEST

									Self-Colored	Zinc Plated
Chain Size	Working Load Limit in Pounds	A	B	C	D	E	F	Weight Per 100 in Pounds	Part No.	Part No.
1/4"	2600	5/16"	1-15/16"	3/8"	3-3/8"	5/16"	2"	31.5	23705 5	23805 2
5/16"	4000	3/8"	2-1/4"	7/16"	3-15/16"	3/8"	2-3/8"	58.5	23710 9	23810 6
3/8"	5400	7/16"	2-11/16"	1/2"	4-1/2"	7/16"	2-11/16"	93.5	23715 4	23815 1
7/16"	7200	1/2"	3"	9/16"	5-1/32"	1/2"	3"	147	23720 8	23820 5
1/2"	9200	19/32"	3-5/16"	21/32"	5-5/8"	9/16"	3-23/64"	184	23725 3	23825 0
5/8"	11500	3/4"	4-1/4"	25/32"	6-7/8"	11/16"	4"	370	23730 7	23830 4
3/4"	16200	7/8"	5-1/4"	15/16"	8"	3/4"	4-19/32"	604	23735 2	23835 9

DROP FORGED SAFETY SNAP HOOKS



- Hooks are drop forged steel and heat treated.
- Latch, spring, machine screw and nut are stainless steel.
- Vertical loads are based on a safety factor of 5 to 1.



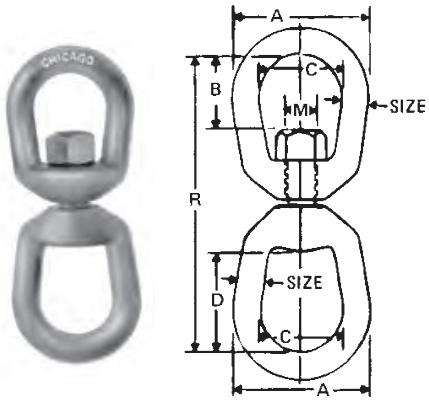
HEAT TREATED SAFETY SNAP HOOKS						Self-Colored	Galvanized
Hook Size	Working Load Limit in Pounds	I.D. Eye	Throat Opening	Overall Length	Est. Wt. Per 100	Part No.	Part No.
7/16"	750 Lbs.	3/4"	3/4"	3-15/16"	28.8 Lbs.	22905 0	22955 5
9/16"	1000 Lbs.	1-1/8"	13/16"	4-3/4"	57.6 Lbs.	22910 4	22960 9



DROP FORGED SWIVELS

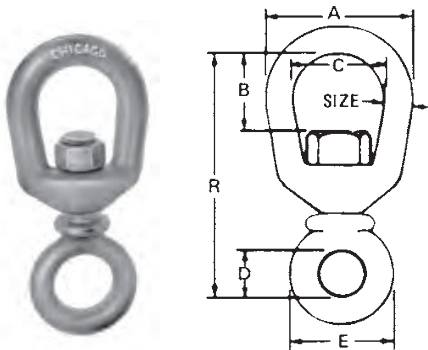
Drop forged steel – all threaded components are heat treated. All swivels are hot galvanized. Jaws (jaw and eye type) supplied with flat head pin and cotter. Vertical loads are based on a safety factor of 5 to 1.

EYE AND EYE



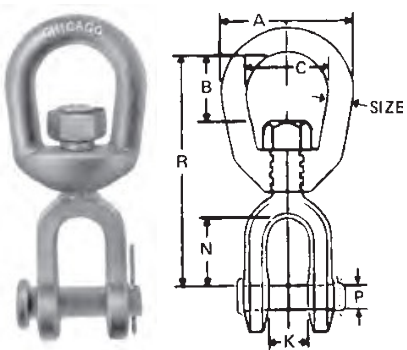
Part No.	Dimensions – Inches							Working Load Limit (Tons)	Weight Per 100
	Size	A	B	C	D	M	R		
21505 3	1/4"	1-1/4"	5/8"	3/4"	1-1/16"	5/16"	2-15/16"	.43	20.2
21510 7	5/16"	1-5/8"	3/4"	1"	1-1/4"	3/8"	3-9/16"	.63	36.5
21515 2	3/8"	2"	7/8"	1-1/4"	1-1/2"	1/2"	4-5/16"	1.1	70
21520 6	1/2"	2-1/2"	1-3/16"	1-1/2"	2"	5/8"	5-3/8"	1.8	141
21525 1	5/8"	3"	1-1/2"	1-3/4"	2-3/8"	3/4"	6-5/8"	2.6	249.5
21530 5	3/4"	3-1/2"	1-5/8"	2"	2-5/8"	7/8"	7-3/8"	3.5	413.5

CHAIN



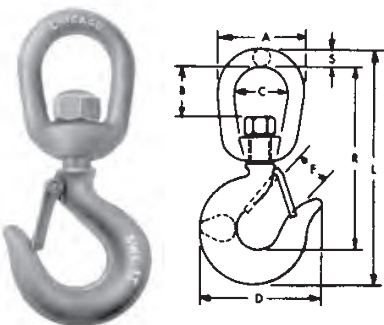
Part No.	Dimensions – Inches							Working Load Limit (Tons)	Weight Per 100
	Size	A	B	C	D	E	R		
21705 7	1/4"	1-1/4"	5/8"	3/4"	1/2"	1"	2-7/16"	.26	14
21710 1	5/16"	1-5/8"	3/4"	1"	5/8"	1-1/4"	2-15/16"	.46	27
21715 6	3/8"	2"	7/8"	1-1/4"	3/4"	1-1/2"	3-9/16"	.62	47.5
21720 0	1/2"	2-1/2"	1-1/4"	1-1/2"	1"	2"	4-9/16"	1.1	100
21725 5	5/8"	3"	1-9/16"	1-3/4"	1-1/4"	2-5/16"	5-5/8"	1.6	169
21730 9	3/4"	3-1/2"	1-3/4"	2"	1-1/2"	2-3/4"	6-1/8"	2.0	268

JAW AND EYE



Part No.	Dimensions – Inches								Working Load Limit (Tons)	Weight Per 100
	Size	A	B	C	N	K	P	R		
21605 0	1/4"	1-1/4"	5/8"	3/4"	25/32"	15/32"	1/4"	2-1/2"	.43	18.5
21610 4	5/16"	1-5/8"	3/4"	1"	27/32"	1/2"	5/16"	2-7/8"	.63	35
21615 9	3/8"	2"	7/8"	1-1/4"	1-1/16"	5/8"	7/16"	3-1/2"	1.1	67.5
21620 3	1/2"	2-1/2"	1-1/4"	1-1/2"	1-15/32"	7/8"	1/2"	4-9/16"	1.8	131
21625 8	5/8"	3"	1-9/16"	1-3/4"	1-17/32"	1"	5/8"	5-5/16"	2.6	240
21630 2	3/4"	3-1/2"	1-3/4"	2"	1-3/4"	1-1/8"	3/4"	6"	3.5	360

SAFETY SWIVEL HOOKS



Drop forged steel. Hook is heat treated. Latch, spring, machine screw and nut are stainless steel.

Part No.	Dimensions – Inches								Working Load Limit (Tons)	Weight Per 100
	A	B	C	D	F	L	R	S		
21905 1	2"	15/16"	1-1/4"	2-7/8"	7/8"	5-9/16"	4-15/32"	3/8"	.75	91
21910 5	2-1/2"	1-5/16"	1-1/2"	3-3/16"	31/32"	6-5/8"	5-9/32"	1/2"	1	148

